



Renaissance Midcap Portfolio

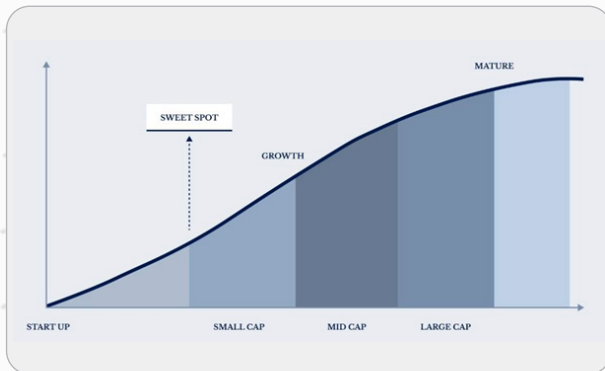
Inception Date: 1st January 2018
Data as of 31st July 2025

ABOUT THE FUND

Renaissance Midcap Portfolio is a focused portfolio of midcap and small cap companies that are on path of strong growth and will lead to orbital change. The portfolio invests in select High Quality midcap businesses which have the potential to become a Large Cap in future. The objective is to buy successful businesses at an early stage in their lifecycle and thereby benefit from compounding effects in growth over a long period.

INVESTMENT STRATEGY OF THE PORTFOLIO

- Focused on companies with business leadership
- Identify Mid Cap / Small Cap ideas which can become tomorrow's Large Cap / Mid Cap respectively
- Low mortality portfolio
- Long term approach to realise the full potential
- Diversified portfolio of 25-30 stocks



UNIQUE INVESTMENT PHILOSOPHY - (SQGARP)TM

Sustainability

Companies with sustainable and durable business models.

Quality

Superior quality businesses as demonstrated by Competitive edge, Pricing power, ROE, FCF. Good quality and competent management teams.

Growth

Business that can deliver superior growth over medium term to long term.

Price

Ability to invest at reasonable valuations. Fair value approach to valuations. Focus on economic value of business.

PORTFOLIO STRUCTURE

Particular	Comment
Investment Style	Quality Midcap Businesses with superior growth over long term
Benchmark	Nifty Midcap 100 TRI-Nifty 50 TRI
Reports	Monthly Factsheet, Monthly Performance & account statement
Payments	Fund Transfer / Cheque / Stock Transfer
Platform	Portfolio Management Services
Minimum Ticket Size	INR 50 Lakhs
Investment Horizon	4-5 years
Exit Load	"Exit within 24 months -1% After 24 months - NIL"

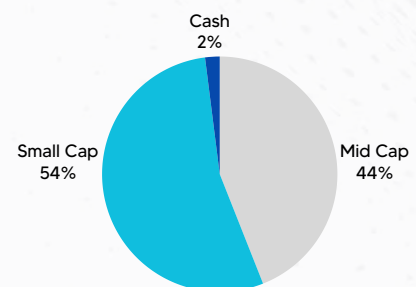
PERFORMANCE SNAPSHOT

Point to Point Returns

Particular	3 Months	1 Year	2 Year- CAGR	3 Year- CAGR	5 Year- CAGR
RMP	9.34%	-6.85%	15.46%	20.59%	27.63%
Nifty Midcap 100 TRI	6.30%	-2.17%	24.06%	25.42%	30.98%
Nifty 50 TRI	2.44%	0.54%	13.37%	14.33%	18.89%

Returns are for all clients on TWRR basis. The performance related information provided herein is not verified by SEBI.

Market Cap

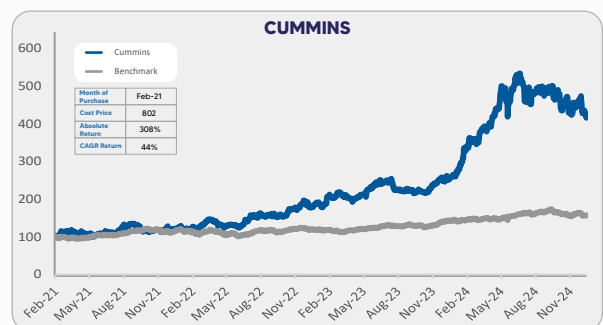


Top Stocks

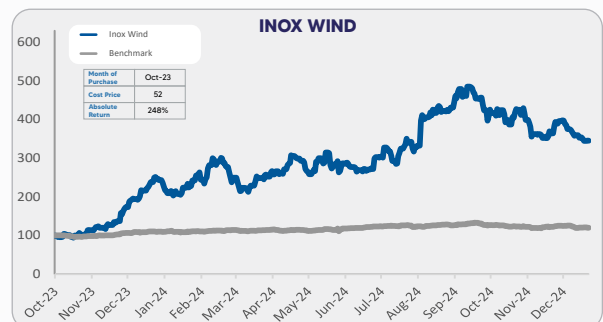
Company	Weight	Sector	Weight
ONE 97 COMMUNICATIONS LTD	6.98%	BFSI	24.46%
FEDERAL BANK LTD	6.11%	CONSUMER DISCRETIONARY	20.25%
POONAWALLA FINCORP LTD	4.92%	PHARMA & CHEMICALS	19.52%
JUBILANT FOODWORKS LTD	4.81%	INFORMATION TECHNOLOGY	12.93%
NIPPON LIFE AMC LTD	4.64%	INTERNET	9.91%

Top Sectors

WEALTH COMPOUNDERS



*Source: Stock-index prices from NSE, Data as of 31st Dec-24 *Exited



*Source: Stock-index prices from NSE, Data as of 31st Dec-24 *Exited